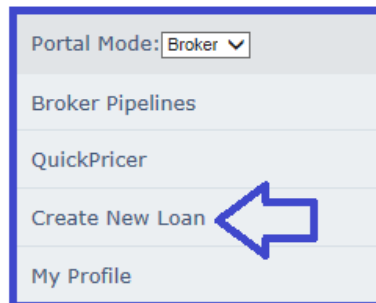
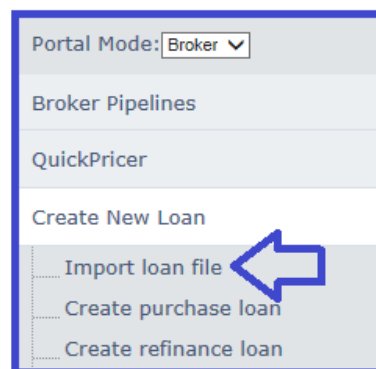


How To Guide: Import a Loan

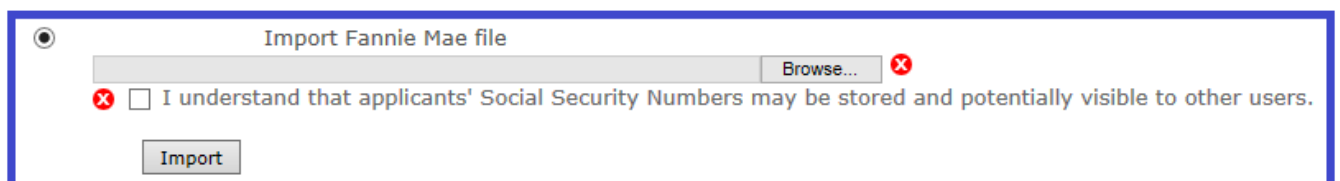
Upon login to the Blustream Portal, select **Create New Loan** from the navigational links.



1. Select **Import Loan File**.



2. Importing a loan will require a Fannie Mae 3.2 file from the broker's LOS. Click **Browse** search for your 3.2 file on your computer.



3. Upon upload, the loan will populate in your Broker Pipeline.